

This manual is for reference and historical purposes, all rights reserved.
This creation is copyright© by M. Butkus, NJ, U.S.A.
These creations may not be sold or distributed without the expressed permission of the producer
I have no connection with any camera company

On-line camera manual library

If you find this manual useful, how about a donation of \$2 to:
M. Butkus, 29 Lake Ave., High Bridge, NJ 08829-1701
and send your e-mail address so I can thank you.
Most other places would charge you \$7.50 for a electronic copy or
\$18.00 for a hard to read Xerox copy.

This will allow me to continue this site, buy new manuals and pay their shipping costs.

It'll make you feel better, won't it?

If you use Pay Pal, go to my web site

www.orphancameras.com and choose the secure PayPal donation icon.

Mamiya-Sekor C Interchangeable Lenses

for Mamiya M645

42392

Instructions



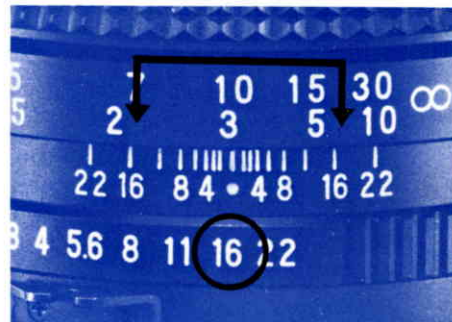
● Depth-of-Field

Depth-of-field refers to the total area which will appear in focus. The area of sharpness (depth-of-field) depends upon the distance the lens is focused at, the f/stop being used, and the focal length of the lens. The area that will appear sharp can be determined in two ways:



1. Firstly, by setting the AM lever to the M (Manual) position, the depth-of-field for the aperture set on the lens can be previewed by looking through the finder.

★When using the depth-of-field preview lever of the M645 1000S camera body to check the depth-of-field, set the AM lever of the lens to the "A" (Auto) position.

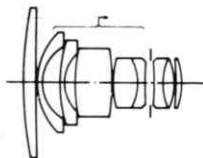


2. The depth-of-field can also be determined by referring to the depth-of-field scale engraved on the lens. The f/stop numbers are engraved on both the right and left-hand sides of the center reference mark. Simply locate the f/stop (aperture) you are using and read the figures which appear above the f/stop number on the distance scale of the lens.

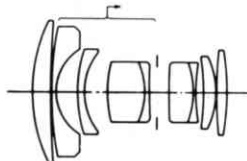
For example, with the 80mm f/2.8 lens focused at 10ft. (3m) and the aperture ring set to f/16, the depth-of-field scale reveals that everything from about 7ft. (2m) to about 20ft. (6m) will appear sharp.

Mamiya-Sekor C Lenses

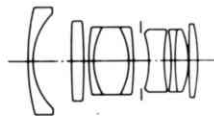
**Mamiya-Sekor C
35mm f/3.5**



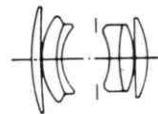
**Mamiya-Sekor C
45mm f/2.8**



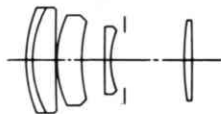
**Mamiya-Sekor C
55mm f/2.8**



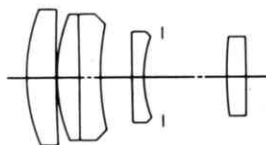
**Mamiya-Sekor C
70mm f/2.8
(lens-shutter type)**



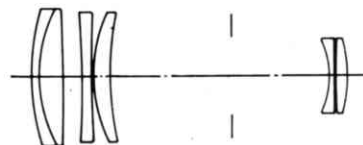

**Mamiya-Sekor C
150mm f/4**



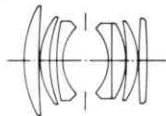
**Mamiya-Sekor C
210mm f/4**



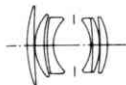
**Mamiya-Sekor C
300mm f/5.6**



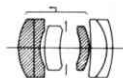
**Mamiya-Sekor C
80mm f/1.9**



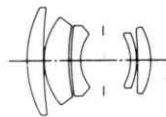
**Mamiya-Sekor C
80mm f/2.8**



**Mamiya-Sekor Macro C
80mm f/4**



**Mamiya-Sekor C
110mm f/2.8**



Mamiya-Sekor C 500mm f/5.6



Lens	Optical construction	Angle of view	Minimum aperture	Diaphragm	Minimum focusing distance	Filter size	Lens hood	Length	Maximum dia.	Weight
35mm f/3.5	9 elements, 7 groups	90°	22	Automatic	1.5 ft. or 0.45m	77mm	None required	2-13/32" (61.5mm)	3-5/32" (80mm)	15.7 oz. (445g)
45mm f/2.8	9 elements, 7 groups	76°	22	Automatic	1.75ft. or 0.5m	77mm	Slip-on	3-1/16" (78mm)	3-5/32" (80mm)	19.0 oz. (540g)
55mm f/2.8	9 elements, 6 groups	65°	22	Automatic	1.75ft. or 0.55m	58mm	Screw-in	2-25/32" (71mm)	2-3/4" (70mm)	13.9 oz. (395g)
70mm f/2.8 (lens-shutter type)	6 elements, 4 groups	53°	22	Automatic	2.75ft. or 0.8m	58mm	Screw-in	1-31/32" (50mm)	3" (76mm)	13.9 oz. (395g)
80mm f/1.9	7 elements, 6 groups	47°	22	Automatic	2.25ft. or 0.7m	67mm	Screw-in	2-5/16" (59mm)	2-31/32" (75.5mm)	14.8 oz. (420g)
80mm f/2.8	6 elements, 5 groups	47°	22	Automatic	2.25ft. or 0.7m	58mm	Screw-in	1-27/32" (47mm)	2-3/4" (70mm)	8.8 oz. (250g)
Macro 80mm f/4	6 elements, 4 groups	47°	22	Automatic	1.25ft. or 0.375m	67mm	None required	2-15/16" (75mm)	3-1/8" (79mm)	20.6 oz. (585g)
110mm f/2.8	5 elements, 5 groups	35°	22	Automatic	4ft. or 1.2m	58mm	Screw-in	2-3/8" (60mm)	2-3/4" (70mm)	13.8 oz. (390g)
150mm f/4	5 elements, 4 groups	26°	32	Automatic	5ft. or 1.5m	58mm	Built-on	3-9/16" (90.5mm)	2-3/4" (70mm)	15.5 oz. (440g)
210mm f/4	5 elements, 4 groups	19°	32	Automatic	8ft. or 2.5m	58mm	Built-on	5-13/32" (137mm)	2-3/4" (70mm)	25.2 oz. (715g)
300mm f/5.6	6 elements, 5 groups	13°	32	Automatic	15ft. or 4m	58mm	Built-on	6-15/32" (164mm)	2-3/4" (70mm)	25.0 oz. (710g)
500mm f/5.6	6 elements, 5 groups	8°	45	Automatic	30ft. or 9m	105mm	Built-on	14-3/32" (358mm)	4-1/2" (114mm)	80.4 oz. (2280g)

● Features

Mamiya M645 bayonet mount, Multi-coated, Automatic diaphragm, with Exposure meter coupler, AM lever provision for depth-of-field preview.

The chart on the right gives the basic specifications of the lenses currently available for the Mamiya M645.

Mamiya-Sekor Lenses have long been established as a standard for lenses of professional calibre. Whether you are using a wide, standard, or telephoto lens, the name "Mamiya-Sekor" is your assurance that your camera is using optics foremost in quality. In order to make the most of the intrinsic contrast, high resolution, rich color saturation, and clear definition of Mamiya-Sekor lenses, all the lenses for your camera have been multi-coated. Not only has the quality been enhanced, but flare and ghost images have been reduced to a minimal level, even when shooting under highly unfavorable lighting.

For shooting in cramped quarters, for extensive depth-of-field, dynamic perspective, and exciting panoramics, you will enjoy the wide-angle lenses. For flattering portraiture, shallow depth-of-field,

sports, and candid photography, the telephoto lenses are ideal.

As each lens alters perspective, a choice of lenses offers you a choice in the manner of expression. Mamiya-Sekor C lenses are your tools for creative photography.

Because the Mamiya-Sekor C 35mm f/3.5, 45mm f/2.8, and Macro 80mm f/4 lenses incorporate a Floating System in which some of the lens elements automatically move forward or backward as the lens is focused, high resolution, including the very edges of the field, is assured even at the minimum (closest) focusing distances.

The 70mm f/2.8 lens has a built-in between-the-lens shutter which makes it possible to synchronize electronic flash at all speeds up to 1/500 sec. (1/500 — 1/30 sec.). Moreover, the between-the-lens shutter of the lens can be by-passed at any time, allowing the focal plane shutter of the camera to be used in its place.

★When using the No.3 auto extension ring with the 80mm f/1.9 lens, be sure it is the No.3-S type, for when using a No.3 ring without the "S" engraving, vignetting may result.

● Lens Hoods

An important accessory to eliminate the detrimental effects of stray light entering the lens.

The lens hood for the 45mm wide-angle lens is square in shape and the same as the Mamiya RB 67 65mm wide-angle lens hood.

Exclusive lens hoods are available for the 55mm, 70mm, and 80mm f/1.9 lenses. The 80mm f/2.8 and 110mm lenses share the same lens hood. Telephoto lenses are equipped with their own built-on lens hoods which should be fully extended when in use. The 35mm lens does not require a lens hood.

The telephoto lenses have built-on lens hoods. The built-on lens hood can be used by simply pulling it out. However, if you rotate and pull it out, it comes out even more smoothly.

● Care and Cleaning

When the lens is not used for a long period of time, do not store the lens in a damp or salty atmosphere.

Never touch the lens surface. If a lens needs cleaning, blow away the dust particles with a blower, and clean surface with lens cleaning tissue and lens cleaner.

After removing the lens from the camera body, protect the lens by using front and rear lens caps.



Mamiya
CAMERA CO., LTD.