

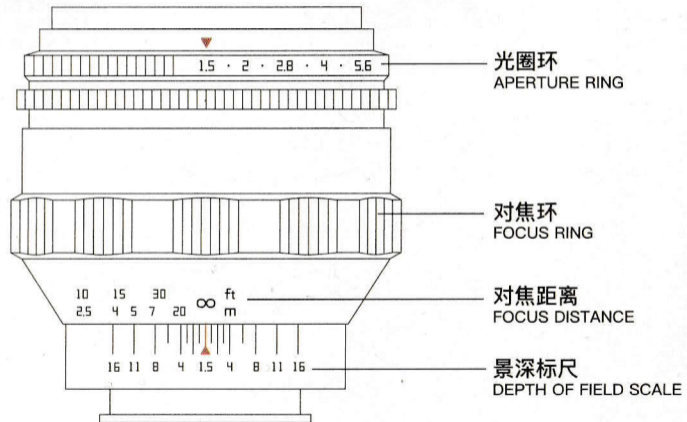
# 产品手册

User manuals

## 75mm F1.5



01



## 镜头参数

## LENS SPECIFICATION

焦段	75mm	Focal length	75mm
最大光圈	F1.5	Maximum aperture	F1.5
最小光圈	F16	Minimum aperture	F16
画幅	全画幅	Frame	Full Frame
对焦方式	手动	Focus method	Manual
滤镜尺寸	58mm	focal length	58mm
最近对焦距离	0.75m	Closest focusing distance	0.75m
视角	32°	Angle of view	32°
光圈叶片	13片	Diaphragm blades	13pcs
光学结构	4组6片	Optical design	6 Elements in 4 Groups
卡口	M42/M	Lens mount	M42/M
重量	562-669g (约)	Weight	Around 562-669g

以座右铭·匠心永隽

The Thinking Artisan

## ADJUSTABLE CENTRE LINE OF THE M42 MOUNT

本镜头设计可调节镜头中线位置，请按步骤操作：

This lens can adjust the position of the centre line of the lens in the following steps:

1.



镜头在机身/转接环上拧紧；  
Tighten the lens onto the camera/adapter.

2.



将镜头卡口处三颗螺丝拧松；  
Loosen the three screws at the lens mount.

3.




左右旋转镜身使中线对齐；  
Rotate the lens body left or right to align the center.

4.

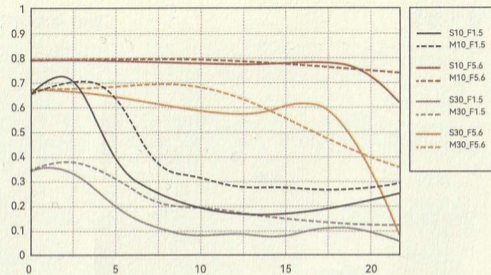


再拧紧镜头卡口处三颗螺丝即可。  
Tighten the three screws at the lens mount.



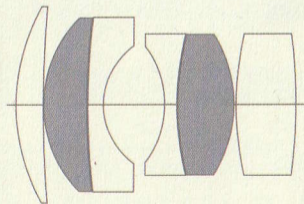
请使用内六角T5梅花螺丝刀  
Please use a T5 Torx screwdriver

## MTF图

MODULATION  
TRANSFER FUNCTION

## 光学结构图

## OPTICAL DESIGN







### ⚠️ 安全提示

请勿将镜头或相机对着太阳及其他强光源，以免损伤眼睛。

贮存镜头的环境应避免阳光直射，以免光线汇聚引发火灾。

请勿将镜头放置于儿童易触及的地方，防止不可估量的危险。

### ⚠️ WARNING

Do not point the lens or camera directly at the sun or other strong light sources to avoid eye damage.

The storage environment of the lens should be kept away from direct sunlight, so as not to converge and heat to cause a fire.

Do not place the lens in a place where children can reach it to prevent immeasurable danger.

### 使用小贴士

请在干燥环境下贮存镜头，避免受潮发霉，以免影响成像。

本产品不具有防水功能，使用过程应避开水源。

镜头清洁时，请先用气吹吹几下镜片表面，再用干净、柔软镜头布/纸轻轻擦拭。

### TIPS

Please store the lens in a dry environment to avoid moisture and mold, which may affect the image quality.

This product does not have a waterproof function, so avoid water sources during use.

When cleaning the lens, please blow the surface of the lens several times with air blower, and then gently wipe with a clean, soft lens cloth/paper.