


15mm F4 INSTRUCTION



If you are using the manual lens for the first time, be sure to read this instruction sheet in detail.

LENS MAINTENANCE


▲ The following points are to ensure the safety of the user and the lens.

1. Do not put the lens be in direct sunlight, otherwise it will cause injuries to your eyes.
2. Do not store the lens in direct sunlight, you should use the lens cover, otherwise it may cause a fire.
3. Avoid moisture or strong impact that will damage the lens.
4. If the lens is dirty or dusty, please wipe it with specified lens cleaning tool or suitable lens cloth.
5. Please do not disassemble the lens on your own. Contact distributor for any issues.

Warm tips:

1. Do not pack the lens too tightly, let it be in a ventilated environment. It can effectively prevent the lens from becoming moldy by keeping it ventilated and dry.
2. Always wipe the lens with a cotton swab to prevent grit and dust rubbing the lens.

LENS PARAMETERS



Focal length	15mm	Blades numbers	10pcs	Closest focus	0.4m
Frame type	Full Frame	Optical structure	9groups, 13elements	Lens anti-shake	Without anti-shake
Lens material	Metal	Angle of view	114°	Focusing method	Manual focusing
Weight	536g	Maximum aperture	F4	Filter size	77mm
Aperture ring	Clicked	Minimum aperture	F22		

Applicable models: Mirrorless cameras of Sony E series, PANASONIC L series, Canon R series, Nikon Z series

WARRANTY REGULATIONS

Dear customers:

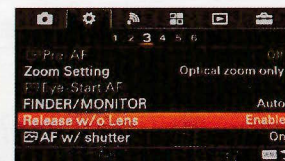
Thank you for purchasing 7Artisans products. In order to provide you with a better service, please read the following contents carefully, fill in and keep this warranty card properly.

1. The warranty card is applied to customers all over the world.
2. Customers can enjoy free maintenance service within one year from the date of purchase if there are any product quality problems based on normal use(non-manualdamage) and the products are not disassembled and repaired by themselves.
3. The customers are requested to provide the warranty card and valid purchase vouchers for free maintenance based on the warranty card information and purchase vouchers are coincident. Failure to provide or both inconsistent information, 7Artisans shall have the right to refuse to provide free maintenance service.
4. 7Artisans declines to provide free maintenance service in the following situation, but can provide paid maintenance service and charge according to the actual situation.
 - a: The product date of the product is beyond the warranty period.
 - b: Warranty card or purchase voucher cannot be identified after artificial alteration.
 - c: Damage caused by unauthorized disassembling or repairing.
 - d: Damage caused by failure to operate in accordance with the company's instruction.
 - e: Damage caused by improper use and storage, such as product damage caused by physical impact, water, improper storage, smudge, etc.

LENS REPLACEMENT STEPS

1. Turn on the function of 'Release w/o lens', otherwise the camera will not be able to photograph.

Picture example:




2. Please assemble the lens by aligning the lens mount point with camera body mount point, rotate lens clockwise. When you hear a click sound, the lens is in the right place.



Picture shows the lens mount point.

Note: All 7Artisans Lenses marks are with red or white two colors single dot.



3. To remove the lens from camera, press the "release" button, then rotate the lens counter clock-wise.

- f: Product damage caused by irresistible factors, such as natural disasters.
5. Free maintenance service does not include transportation costs, 7Artisans does not provide door to door service.
6. The free service provided by this warranty card does not apply to the activity prizes, gifts, accessories and other items.
7. The parts replaced in the warranty shall be owned by 7Artisans.
8. Shenzhen 7Artisans lens photoelectric technology co.,ltd reserves the right of final interpretation of the above terms.

AFTER-SALES SERVICE

Product Model: _____

Return Address: _____


Contact number: _____

Date of purchase: _____

Purchase Channels: _____

Reasons for replacement: _____

15mm F4 使用说明书



若您初次使用手动镜头, 请务必详细阅读本说明书

注意事项

▲ 以下事项将有可能导致使用者受伤或使产品造成损坏。

1. 拍照时切勿将镜头直对阳光, 否则可能会导致眼睛受伤。
2. 避免阳光直射存储镜头, 应使用镜头盖, 否则可能引起火警。
3. 切勿摆放至阴暗潮湿位置, 或让产品受到撞击, 避免镜头损坏。
4. 如若镜头有脏污或有灰尘, 可使用商用镜头清洁用品或合适镜头布擦拭。
5. 请勿自行拆卸, 如有故障请联系经销商进行处理。

小贴士:

1. 镜头存放时不要包裹得太紧, 应让镜头处于通风状态, 让镜头充分通风干燥, 可有效防止镜头发霉。
2. 经常用棉棒对镜头进行擦拭, 防止有砂砾和灰尘擦花镜头。

镜头参数



可适用机型: 索尼E口机身/松下L口机身/佳能R口机身/尼康Z口机身

保修条例

尊敬的顾客您好:

感谢您购买我司产品, 为了更好的为您提供服务请您认真阅读以下内容, 填写并妥善保管好此保修卡。

1. 本保修卡全球适用。
2. 消费者自购买之日起一年内, 在正常使用情况下 (非人为损坏) 出现产品质量问题时, 未经自行拆修, 可享受免费维修服务。
3. 产品送修用户需提供保修卡及有效购买凭证, 并且保修卡信息与购买凭证信息符合, 如未能提供或两者信息不符, 本公司有权拒绝提供免费维修服务。
4. 以下情况, 本公司拒绝提供免费维修服务, 但可提供有偿维修服务, 并按实际情况收取相应费用。
 - a. 产品购买日期超出保修期。
 - b. 保修卡或购买凭证经过人为涂改予以无法辨认。
 - c. 非本公司授权人员进行拆解、维修造成的损坏。
 - d. 未按本公司使用手册进行操作造成的损坏。
 - e. 因使用、保管不当造成的损坏, 如: 物理撞击引起的产品损坏、进水、不当存放、人为造成的脏污等。
 - f. 因不可抗力因素导致的产品损坏, 如: 天灾等。
5. 免费维修服务不包括运输费用, 本公司不提供上门服务。
6. 此保修卡提供免费服务不包括本公司活动奖品、赠品以及产品附件等项目。
7. 保修中所更换下来的配件归本公司所有。
8. 以上条款深圳七工匠光电科技有限公司保留最终解释权。

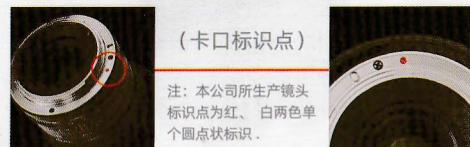
镜头更换步骤

1. 将相机设置为无镜头释放模式, 否则会导致相机无法拍照。

图例:



2. 将镜头卡口标识点对准机身卡口标识点, 沿顺时针方向旋转, 当听到“喀”声时表示镜头已安装到位。



3. 如若需要从相机上取下镜头, 按下机身镜头拆卸按钮, 然后将镜头逆时针旋转即可取出。

售后信息

产品型号: _____

回寄地址: _____

联系方式: _____

购买日期: _____

购买渠道: _____

退换原因: _____



0755-82711682